





26790 Madison Ave.
Murrieta, CA 92562
888-304-0660

www.waterstoneco.com

ITEM NO:

1100HC

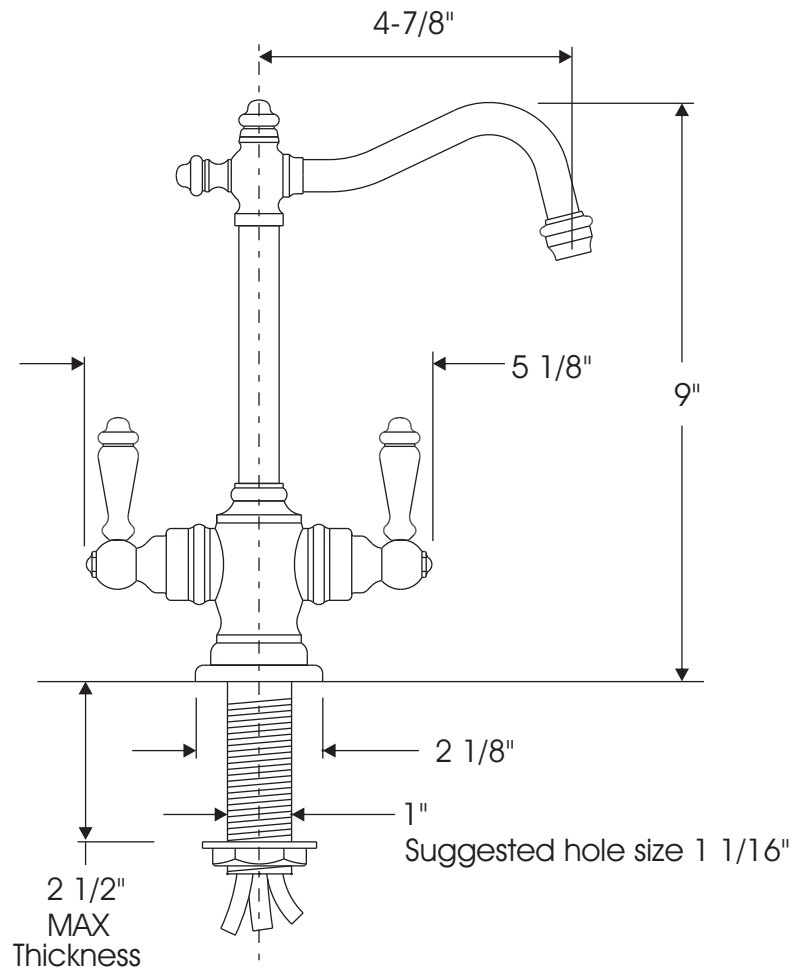
STYLE: ANNAPOLIS

INTENDED USE:
FILTRATION FAUCET -HOT AND COLD

CUSTOMER NAME:

JOB NO:

DIMENSIONS MAY VARY AND ARE SUBJECT TO CHANGE. NO RESPONSIBILITY IS ASSUMED FOR USE OF SUPERCEDED OR VOIDED DATA.



Connection tubing:

Supply- 1/4" Blue LLDPE (plastic) x 48"

To Hot Tank inlet- 1/4" Red LLDPE (plastic) x 36"

To Hot Tank outlet- 5/16" Clear PTFE (Teflon®) x 36"

Technical Specifications:

- Compatible with Reverse Osmosis
- Solid brass construction.
- 1/4 turn ceramic disk valve cartridges.
- Lever handles.
- 1.1 gpm maximum flow rate.
- 360 degree swivel spout.

Codes/Standards Applicable

Specified model meets or exceeds the following:

- ASME A112.18.1
- CSA B125.1
- NSF 61

DATE: 11-29-06



Made in the U.S.A.



26790 Madison Ave.
Murrieta, CA 92562
888-304-0660

www.waterstoneco.com

ITEM NO:

1100H

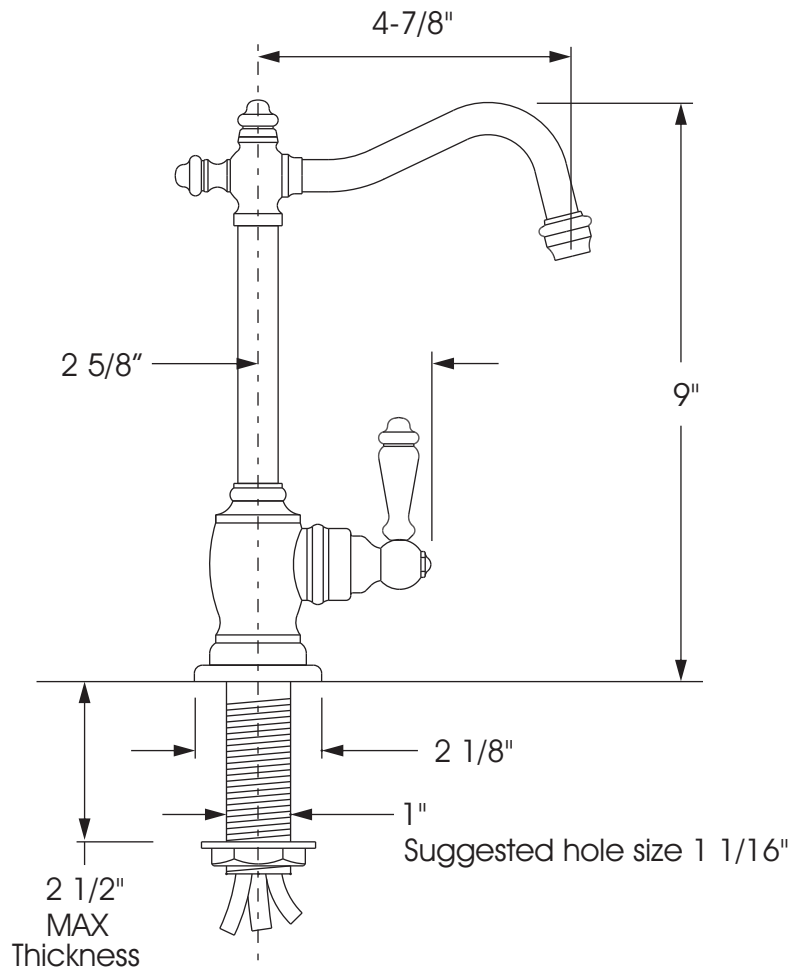
STYLE: ANNAPOLIS

INTENDED USE:
FILTRATION FAUCET -HOT ONLY

CUSTOMER NAME:

JOB NO:

DIMENSIONS MAY VARY AND ARE SUBJECT TO CHANGE. NO RESPONSIBILITY IS ASSUMED FOR USE OF SUPERCEDED OR VOIDED DATA.



Connection tubing:

Supply- 1/4" Blue LLDPE (plastic) x 48"

To Hot Tank inlet- 1/4" Red LLDPE (plastic) x 36"

To Hot Tank outlet- 5/16" Clear PTFE (Teflon®) x 36"

Technical Specifications:

- Compatible with Reverse Osmosis
- Solid brass construction.
- 1/4 turn ceramic disk valve cartridge.
- Lever handle.
- 1.1 gpm maximum flow rate.
- 360 degree swivel spout.

Codes/Standards Applicable

Specified model meets or exceeds the following:

- ASME A112.18.1
- CSA B125.1
- NSF 61

DATE: 1-10-08



Made in the U.S.A.



26790 Madison Ave.
Murrieta, CA 92562
888-304-0660

www.waterstoneco.com

ITEM NO:

1100C

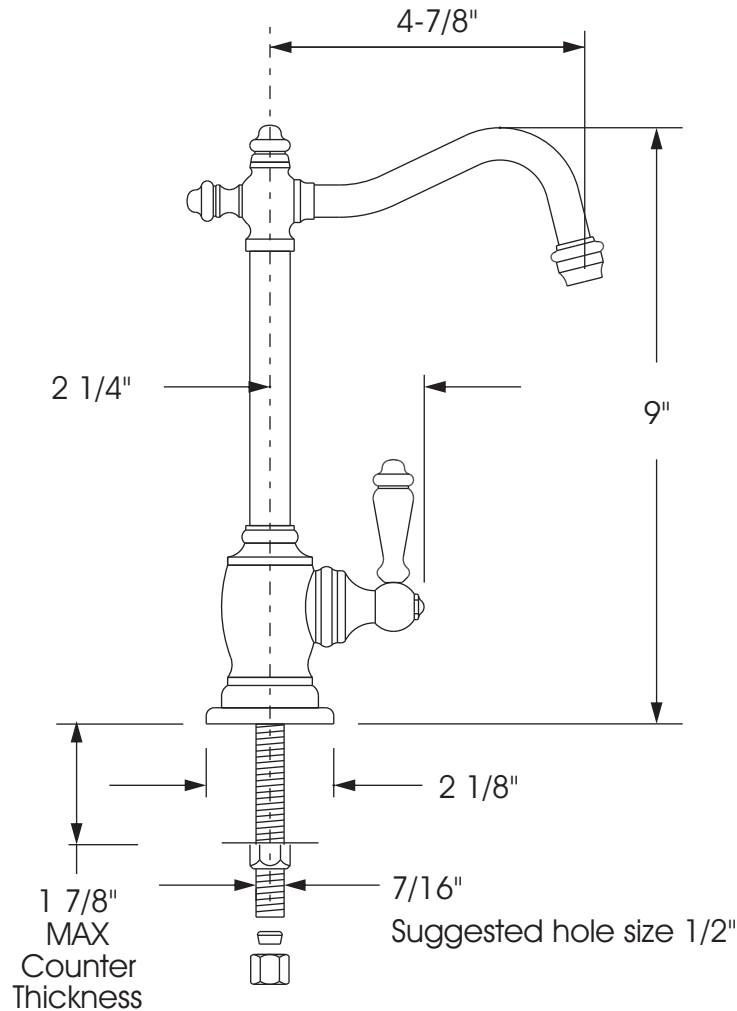
STYLE: ANNAPOLIS

INTENDED USE:
FILTRATION FAUCET - COLD ONLY

CUSTOMER NAME:

JOB NO:

DIMENSIONS MAY VARY AND ARE SUBJECT TO CHANGE. NO RESPONSIBILITY IS ASSUMED FOR USE OF SUPERCEDED OR VOIDED DATA.



Technical Specifications:

- Compatible with Reverse Osmosis
- Solid brass construction.
- 1/4 turn ceramic disk valve cartridges.
- Lever handles.
- 1.1 gpm maximum flow rate.
- 360 degree swivel spout.
- 1/4" compression connection.

Codes/Standards Applicable

Specified model meets or exceeds the following:

- ASME A112.18.1
- CSA B125.1
- NSF 61

DATE: 1-10-08



Made in the U.S.A



26790 Madison Ave.
Murrieta, CA 92562
888-304-0660

www.waterstoneco.com

ITEM NO:

1150HC

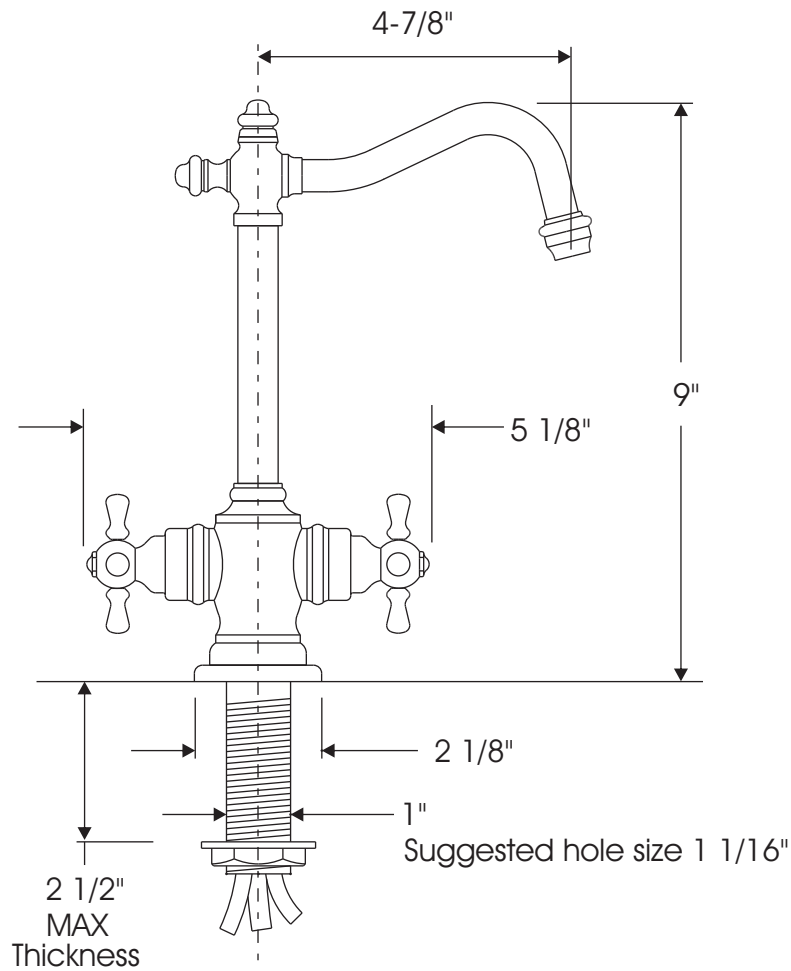
STYLE: ANNAPOLIS

INTENDED USE:
FILTRATION FAUCET -HOT AND COLD

CUSTOMER NAME:

JOB NO:

DIMENSIONS MAY VARY AND ARE SUBJECT TO CHANGE. NO RESPONSIBILITY IS ASSUMED FOR USE OF SUPERCEDED OR VOIDED DATA.



Connection tubing:

Supply- 1/4" Blue LLDPE (plastic) x 48"

To Hot Tank inlet- 1/4" Red LLDPE (plastic) x 36"

To Hot Tank outlet- 5/16" Clear PTFE (Teflon®) x 36"

Technical Specifications:

- Compatible with Reverse Osmosis
- Solid brass construction.
- 1/4 turn ceramic disk valve cartridges.
- Cross handles.
- 1.1 gpm maximum flow rate.
- 360 degree swivel spout.

Codes/Standards Applicable

Specified model meets or exceeds the following:

- ASME A112.18.1
- CSA B125.1
- NSF 61

DATE: 1-10-08



Made in the U.S.A.



26790 Madison Ave.
Murrieta, CA 92562
888-304-0660

www.waterstoneco.com

ITEM NO:

1150H

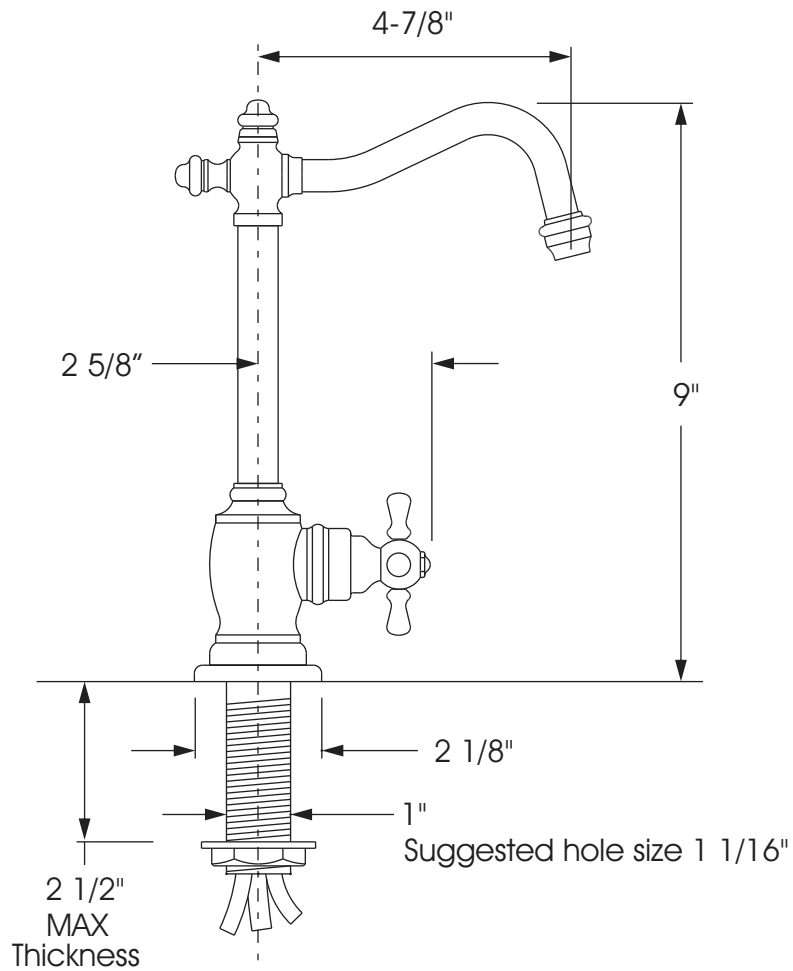
STYLE: ANNAPOLIS

INTENDED USE:
FILTRATION FAUCET -HOT ONLY

CUSTOMER NAME:

JOB NO:

DIMENSIONS MAY VARY AND ARE SUBJECT TO CHANGE. NO RESPONSIBILITY IS ASSUMED FOR USE OF SUPERCEDED OR VOIDED DATA.



Connection tubing:

Supply- 1/4" Blue LLDPE (plastic) x 48"

To Hot Tank inlet- 1/4" Red LLDPE (plastic) x 36"

To Hot Tank outlet- 5/16" Clear PTFE (Teflon®) x 36"

Technical Specifications:

- Compatible with Reverse Osmosis
- Solid brass construction.
- 1/4 turn ceramic disk valve cartridge.
- Cross handle.
- 1.1 gpm maximum flow rate.
- 360 degree swivel spout.

Codes/Standards Applicable

Specified model meets or exceeds the following:

- ASME A112.18.1
- CSA B125.1
- NSF 61

DATE: 1-10-08



Made in the U.S.A.



26790 Madison Ave.
Murrieta, CA 92562
888-304-0660

www.waterstoneco.com

ITEM NO:

1150C

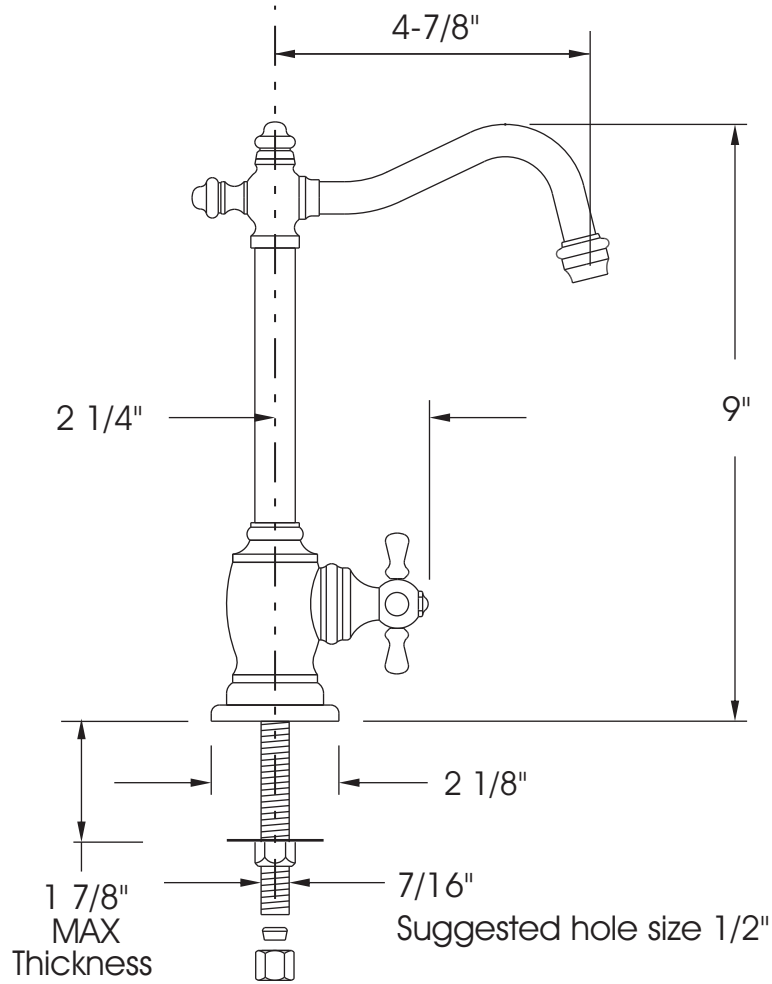
STYLE: ANNAPOLIS

INTENDED USE:
FILTRATION FAUCET - COLD ONLY

CUSTOMER NAME:

JOB NO:

DIMENSIONS MAY VARY AND ARE SUBJECT TO CHANGE. NO RESPONSIBILITY IS ASSUMED FOR USE OF SUPERCEDED OR VOIDED DATA.



Technical Specifications:

- Compatible with Reverse Osmosis
- Solid brass construction.
- 1/4 turn ceramic disk valve cartridge.
- Cross handle.
- 1.1 gpm maximum flow rate.
- 360 degree swivel spout.
- 1/4" compression connection.

Codes/Standards Applicable

Specified model meets or exceeds the following:

- ASME A112.18.1
- CSA B125.1
- NSF 61

DATE: 1-10-08



Made in the U.S.A